
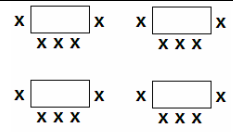
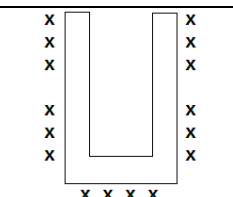
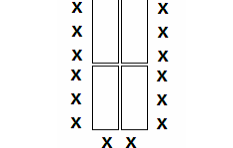
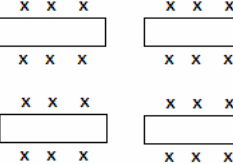


# Parnell Trust Venue Solutions Room Layout Diagram

This chart is a guide to the number of people each of the rooms will comfortably seat in various seating configurations. Please ask about other configurations.

Layout style	Jubilee Hall	Parnell Room	Hobson Room	Hobson/Pukekawa Room	Pukekawa Room	Titoki Room	Pukekawa/Bledisloe Room	Knox Room	Layout image	Description
	16 x 9.2m	10 x 6m	12.5 x 6m		8.2 x 6.3	10 x 6m Plus break-out space 3 x 6m	12 x 6m	6 x 5.2m		
<b>Theatre</b>	185	45	90	120	45	45	80	20		Chairs arranged in rows either straight or angled
<b>Classroom</b>	90	24	30	40	20	24	30	12		Tables facing forward with seating for 5 at each
<b>Boardroom U-shape</b>	70	20	28	40	18	20	22	10		Tables and chairs arranged in U" or "horseshoe".
<b>Meeting</b>	60	20	30	40	18	20	30	12		Tables and chairs arranged in a cluster, ideal for working meetings
<b>Banquet</b>	120	30	40	60	20	30	30	12		Oblong tables each seating 6 comfortably. Tables can be arranged in any way.